



Beyond Composting



CURBSIDE COLLECTION GUIDE

GREEN BIN FOOD & KITCHEN WASTE • RECYCLING • GARBAGE




Beans to bones **in the bin!**

The Green Bin Program

- 4 Service providers
- 7 Getting started
- 8 Green bin acceptable/
unacceptable materials
- 10 Green bin basics
- 13 Helpful hints
- 14 End products
- 15 Contact information

Garbage & Recycling Services

- 16 Collection Guidelines
- 18 Curbside Recycling Guide
- 21 Disposal & Recycling Alternatives



About Residential Solid Waste Collection Services

The Regional District of Nanaimo (RDN), through its contractor Waste Services Inc., provides residential solid waste collection services to the following jurisdictions:

RDN Electoral Areas A, B, C, E, F, G & H – Garbage, Recycling and Food Waste

City of Parksville – Garbage, Recycling and Food Waste

District of Lantzville – Garbage, Recycling and Food Waste

Town of Qualicum Beach – Recycling and Food Waste

Qualicum Beach residents receive garbage collection service from the Town's municipal works crew.



Moving Beyond Composting

Welcome to the Green Bin Program

Green bin food and kitchen waste collection is the most significant expansion of residential collection services since the introduction of curbside recycling. By participating in this program you will reduce the amount of waste going to the landfill and help improve our environment.

What is the Green Bin Program?

- Provides weekly collection of food and kitchen waste and compostable paper.
- Proven during a one-year pilot project that showed households can reduce their garbage by 44 to 54 per cent per year.
- Goes beyond what can be composted at home by accepting cooked food, meat, fish, bones, and food soiled paper and paper packaging such as waxed fast food cups and milk cartons.
- Reduces greenhouse gas emissions.
- Diverts compostable household organic material from the landfill and converts it into value-added resources – compost, fertilizers, and eventually renewable fuels.

Participating in this new program is as easy as following the simple steps in this guide. Your efforts will help achieve our goal of diverting 75 per cent of the region's waste from the landfill, and leading the way towards zero waste in BC and Canada.



BeyondComposting

zero|waste

Getting Started . . .

Today you received your green bin, a kitchen catcher, a new collection schedule, some sample liner bags, a fridge magnet, decals listing acceptable and unacceptable materials, and a new large yellow bag for recyclable newspaper and household paper. Here is how to start participating in the Green Bin Program:

1. Read this guide and keep it handy for future reference.
2. In October, replace your current 2010 schedule with your new 15-month 2010-2011 collection schedule.
3. Check and follow the schedule for your green bin, garbage and recycling days. **Food waste collection begins in October.**
4. Attach the small decal to the lid of your kitchen catcher and the large decal to the lid of your green bin.
5. Visit www.beyondcomposting.ca for more information on the Green Bin Program.

Important information about your collection schedule

- The green bin containing food and kitchen waste is scheduled for weekly collection.
- One standard-size container of garbage is scheduled for collection every two weeks.
- Tags for extra containers of garbage may be purchased for \$2 each. A maximum of two additional containers can be put out on your scheduled collection day, provided a garbage tag is attached to each additional container.
- Recyclables are scheduled for collection once every two weeks.

What goes in the Green Bin

- Food leftovers, plate scrapings
- Meat, fish, poultry and bones
- Fruit and vegetable scraps
- Dairy products, butter, mayonnaise
- Egg shells
- Bread, cereal, grains
- Pasta, rice, pizza
- Baked goods, candies
- Soiled paper towels and tissues
- Soiled paper food packaging
- waxed paper, parchment paper
- Food soiled cardboard
- Used paper cups and plates
- Coffee grounds, filters, tea bags
- Ice cream and milk & cream cartons
- Baking ingredients, herbs, spices
- Houseplants, cut and dried flowers
- Nuts and shells
- Compostable bags
(must have certified compostable logo)

yes.



Certified compostable logos

...and what does not.

NO PLASTICS such as

- Plastic bags & wrap
- Plastics straws and creamers,
- Plastic containers, utensils, plates
- Bread clips or ties
- Styrofoam trays and packaging
- Plastic liner bags – cereal, cracker, chips, cookies, pet food etc.
- Biodegradable or degradable bags

NO METALS such as

- Foil wrap, pouches and pie plates
- Foil butter or food wrap
- Metal cans, hangers, twist ties

OTHER MATERIALS such as

- Yard and garden waste
- Glass jars
- Drink boxes, juice and other Tetra Pak containers
- Make-up remover pads, cotton swabs and balls
- Dental floss, rubber bands
- Soiled diapers, baby wipes, personal hygiene products
- Textiles, dryer sheets and lint
- Cigarettes and butts
- Vacuum contents and bags
- Pet feces or litter
- Hair

no.

Green Bin Basics

Using your kitchen catcher

1. The sample bags provided are for use in this container.
2. Store your kitchen catcher (**small beige container**) on your counter, under the sink or other handy location.
3. Collect **food waste in your kitchen catcher** and empty when full into the large green bin.
4. Wash or rinse as needed.



Using your green bin

1. Use your green bin to store food waste. **Place large compostable paper products** such as waxed cardboard and pizza boxes directly in the green bin.
2. Keep your green bin in a **cool, ventilated location**, such as where you keep your garbage can.
3. Wheel the green bin to the curb **before 8 a.m.** on your collection day.



Lining your containers

For convenience and cleanliness you may choose to use a liner in your kitchen container or green bin. Here are some options:

- If you buy liner bags you will have to ensure the bag used has the **certified "Compostable" logo**.



- Approved bags designed to breakdown in a composting facility are **sold at most major grocery and hardware stores** and other retailers throughout the region. Bags used must have one of the symbols shown above on them.
- Plastic, biodegradable or oxo-degradable bags are not accepted.
- Place crumpled newspaper, a paper bag or paper towels at the bottom of your green bin or kitchen catcher. **This will help absorb moisture** and keep materials from sticking.
- If you **choose not to use a liner bag**, options include wrapping food waste in newspaper, using paper food bags or a paper milk carton to collect food scraps. This, along with frequent rinsing, will help keep containers clean.

Please don't use plastic or biodegradable bags or put any plastics, metal or glass in your green bin as this will contaminate the compost that is produced.

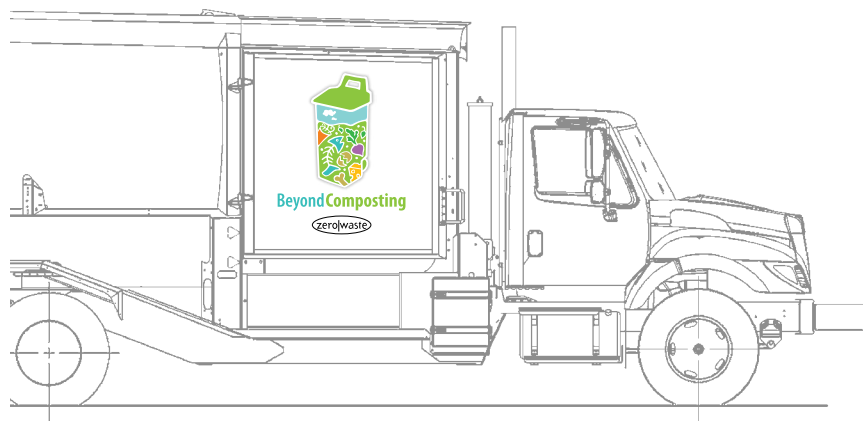
ON YOUR COLLECTION DAY

One truck, two compartments

- Take your green bin to the curb by 8 a.m. on your scheduled collection day, along with either your garbage or recycling.
- Collection vehicles with two compartments will collect your food waste, along with either your garbage or recyclables. These “split-packer” trucks have two compartments to ensure the separation of materials. Using one truck to collect two materials at the same time will result in less vehicle emissions and no additional labour requirements for the Green Bin Program.
- Contaminants, such as plastic, metal, and glass, affect the quality of compost and reduce its value. **Green bins containing unacceptable items will be tagged and not collected.** You will be responsible for removing these items from your bin.

Please note:

Household **glass food and beverage containers** are no longer accepted in the RDN curbside recycling program. Please see page 18 for more information.



Helpful Hints

Preventing odours

Some materials in the green bin or kitchen catcher may cause slight odours just as they would if placed in your garbage can. Here are some tips to help prevent odours:

- Empty your kitchen catcher frequently by transferring contents to your green bin.
- Keep your green bin and kitchen catcher lids tightly closed.
- Wash your kitchen catcher and green bin with hot water and bio-degradable detergent.
- To absorb moisture, line your containers with newspaper, a paper bag or paper towel.
- Freeze meat, fish, poultry or bones and transfer them to your green bin on your collection day.
- Sprinkle a small amount of baking soda, garden lime or vinegar in your containers.
- Store your green bin in a secure, cool, ventilated location.
- Put your green bin out for collection every week even if it is not full.

Avoiding conflicts with wildlife

- Store your green bin in a secure location such as a garage or sturdy garden shed.
- Ensure the lid of your green bin is securely closed.
- Put your green bin at the curb on the morning of your collection day. Don't leave it at the curbside overnight.
- Use a spray bottle filled with a bleach solution to deodorize the lid and exterior of your green bin to prevent food odours from attracting bears or other wildlife.
- Sprinkle your food waste with garden lime. Lime aids the composting process and reduces odours that might attract bears or other wildlife. →



Continue backyard composting

Please continue to compost materials such as yard and garden waste and fruit and vegetable peelings in your backyard composting bin. Home composting is the most cost-effective and environmentally friendly way to recycle these materials and produce a beneficial soil supplement for your yard and garden. You will want to use your green bin for meat and fish scraps, leftover cooked foods, food-soiled paper products, bread and other items that aren't suitable for backyard composting.

END PRODUCTS – COMPOST & MORE

Collection vehicles take material from your green bin to the ICC Group at Duke Point for processing at the composting facility.

- Food waste is mixed with other organic material, including ground-up yard and garden waste.
- Materials are mixed and composted using an aerobic in-vessel process that generates sufficient heat to eliminate pathogens. Methane, a potent greenhouse gas, is not produced.
- Finished products include bulk compost and fertilizers, all of which meet the BC Organic Matter Recycling Regulation, and are used in landscaping, agriculture, and gardening applications.
- ICC Group is testing the production of renewable fuels from organic waste.



Bulk compost and fertilizer produced can be purchased at ICC Group, 981 Maughan Road, Nanaimo. For more information call the ICC Group at 250-722-4614.

Thank you for participating!

- Diverting food and kitchen organics from the waste stream will reduce our dependency on landfill disposal and reduce greenhouse gas emissions.
- Using the Green Bin Program will help you make the transition to one container of garbage being collected every other week.

- Turn waste into useful end products – compost and fertilizers.
- Help the region reach its goal of diverting 75 per cent of waste from the landfill.

GREEN BIN PROGRAM - CONTACT INFORMATION

QUESTIONS

Lost/Broken Containers

RDN Solid Waste Services

Ph. 250-390-6560 or 1-866-607-4111 (Toll-free)

Email: zerowaste@rdn.bc.ca

Website: www.beyondcomposting.ca

Please note: *The initial green bin and kitchen catcher are provided at no-charge to households. In the event of a move, these containers are to stay with the house or property.*

MISSED PICK-UPS

District of Lantzville, City of Parksville, Town of Qualicum Beach, RDN Electoral Areas

Ph. 1-866-999-8227

REPLACEMENT COLLECTION SCHEDULES

Download at www.rdn.bc.ca or call 1-866-999-8227 to have one mailed.

CURBSIDE PROGRAMS - CONTACT INFORMATION

Program Information

RDN Solid Waste Services

Ph. (250) 390-6560 (School District 68)

Ph. (250) 954-3792 (School District 69)

Email: zerowaste@rdn.bc.ca

Missed Pick-ups

Garbage, Recycling and Green Bin Collection

Waste Services Inc.

Ph. 1-866-999-8227

Town of Qualicum Beach - Garbage Collection Service

Ph. (250) 752-6921

Collection Guidelines

GARBAGE & CURBSIDE RECYCLING

The RDN garbage, recycling and food waste collection program is a mandatory service.

Collection Schedules

RDN Electoral Areas, District of Lantzville, City of Parksville

Garbage, recycling and green bin collection schedules follow an add-a-day system. After each statutory holiday that falls on a weekday (Mon. – Fri.) your collection day will advance by one day.

For example, if your collection day is Wednesday, and Friday is a statutory holiday, your collection day will move ahead to Thursday the following week. If you are unsure of your collection day check your schedule.

Town of Qualicum Beach

Households located within the Town of Qualicum Beach receive bi-weekly garbage collection provided by the Town's municipal crews on fixed pick-up days. Food waste and recycling collection is provided by the RDN contractor, WSI, on an add-a-day system.

Replacement Schedules

RDN Electoral Areas, District of Lantzville, City of Parksville

To obtain a replacement schedule, download one from the Solid Waste section of the RDN Website at www.rdn.bc.ca or call toll free 1-866-999-8227 to have one mailed to you.

Town of Qualicum Beach

To obtain a replacement schedule contact the Town at (250) 752-6921.

Garbage Limits

- One container is collected once every two weeks.
- Volume and weight of garbage put out may not exceed 100 litres in volume and 23 kg in weight.
- Tags for extra containers of garbage may be purchased for \$2 each. A maximum of two additional containers can be put out on your scheduled collection day, provided a garbage tag is attached to each additional container.
- Sales locations for garbage tags are available at www.rdn.bc.ca.

Tags for households receiving Town of Qualicum Beach garbage collection are available at the Qualicum Beach Town Hall.



Fill level on larger household bins

Restricted Wastes

Wastes not accepted for garbage collection include:

- Oversize items exceeding two feet in any dimension
- Highly flammable materials, hazardous wastes, containers of liquids such as cooking oil or motor oil
- Products such as batteries, paint, pesticides, and electronics equipment collected through Product Stewardship programs
- Grass clippings, yard and garden waste
- Curbside recyclables
- Food waste

Curbside Recycling Guide

Recyclables are collected every two weeks. Please see the Curbside Recycling Guide on pages 19 and 20. *Ensure your garbage, recyclables, and green bin are placed at the curbside before 8 a.m. on your collection day.*

Glass no longer accepted in Curbside Recycling Program

Household glass food and beverage containers will no longer be accepted in the curbside recycling program. Although glass has been included in the blue box program for almost 20 years, after balancing the social, economic and environmental impacts it has been determined collecting this material is no longer sustainable. There are no viable markets for glass collected through the recycling program, it easily contaminates other recyclables, and is an inert or non-polluting material in the landfill.



Eliminating glass from the blue box program enables the use of new two-compartment collection vehicles. These new “split-packer” trucks will collect either food waste and garbage or food waste and recyclables in a single pass. That means fewer vehicles on routes, fuel savings, lower emissions and no additional equipment or labour required for the Green Bin Program.

Deposit or refundable glass containers such as juice, wine, beer, and liquor bottles can be returned to a Return-It Centre for refund. Non-deposit glass containers such as jars and condiment bottles can be placed in your regular garbage.

For information on drop-off locations for non-deposit glass containers and the elimination of this material from the blue box, please visit www.rdn.bc.ca or call RDN Solid Waste Services at 250-390-6560 (S.D. 68) or 250-954-3792 (S.D. 69).

Changes to your curbside recycling program when green bin food waste collection starts

Recyclable materials are now collected together in one compartment of the truck and are separated mechanically at the processing facility. Glass containers will no longer be accepted in curbside recycling, and all newspaper and other household paper can now be placed in the large yellow bag.

Please note it is no longer necessary to use the blue bag to separate newspapers and flyers. You can continue to use your blue bag to store and set out mixed paper. Put the blue bag in your garbage when it wears out.

yes.

INSIDE YOUR BLUE BOX

Household Plastic Containers such as milk jugs, margarine and yogurt containers, dish soap and laundry detergent bottles.

Metals such as food and beverage containers, and foil containers and trays should be rinsed clean of food or other residue and have labels removed.

no.

No containers made of foam plastic such as Styrofoam, containers that held chlorine or ammonia-based products, motor oil containers, metal bottle lids or caps, spray nozzle heads and metal attachments. No plastic bags or “film” plastic. Please rinse to remove food or other residue.

No metal pots, foil contaminated with food, plastic or paper, paper laminated with foil, take-out lids, butter or cigarette wrappings, foil chip bags or yogurt lids, or metal products.



yes.

INSIDE YOUR YELLOW BAG

A new larger Zero Waste yellow recycling bag has been provided for newspapers and mixed papers. This makes it easier to store these materials until collection day, help keep them dry at the curb, and maintain their market value.

Household Paper and Newspapers includes newspapers, inserts, sales flyers, magazines, catalogues, junk mail, envelopes, brochures, paper bags, office paper, fibre egg cartons and household boxboard packaging such as cereal, detergent and shoe boxes, paper towel and toilet paper cores, and telephone books.

no.

No books, soiled paper, drinking boxes or paper with plastic or foil lamination. Tissues, used paper towel, waxed paper and baking/parchment paper can go in the Green Bin.





BESIDE YOUR BLUE BOX

Textiles, Clothing and Linens should be placed in a separate shopping bag and tied with a piece of fabric or string.

No shoes, handbags, or non-fabric items please.

Cardboard such as packing boxes, liquor boxes etc. must be broken down, flattened and tied in a bundle. Maximum size is 30"x30"x8".

No waxed or coated boxes or non-corrugated boxes.

PLEASE NOTE:


- Some materials not accepted in your blue box can be placed in your green bin. These include soiled paper and paper packaging such as pizza boxes, waxed cardboard, paper towels, waxed fast food cups and milk cartons. See page 6 for a complete list.

Blue Box size and weights:

Your recycling blue box should not weigh more than 23kg (50 lbs). If you have more recycling you may use more than one blue box.

The RDN approved blue box size is 80 litres (dimensions of 20" x16"x16"). Please do not use a garbage can or other container for your recycling – these can easily get too heavy for the collection staff, and may get left behind if the driver does not see an approved blue box at the curb.

Replacement of RDN approved Blue Boxes and yellow Zero Waste recycling bags are available by contacting Waste Services Inc. at 1-866-999-8227.



Maximum weight
23kg (50 lbs)

Disposal & Recycling Alternatives

There are many free or low cost alternatives to responsibly dispose of items that you can't put out in your garbage or recycle at the curbside. Here are some local options and information resources:

RDN Recycling Directory

Visit the on-line Recycling Directory at www.rdn.bc.ca to find locations where you can recycle or dispose of items ranging from appliances and batteries, to paint and pesticides, to yard and garden waste.

Recycling Council of BC Hotline

Provides information on how and where to recycle and dispose of oversize and other unwanted items. Phone 1-800-667-4321 (toll-free) or visit www.rcbc.bc.ca

RDN Solid Waste Disposal Facilities

The RDN operates two solid waste management facilities in the Regional District of Nanaimo. The Regional Landfill is located on Cedar Road in Nanaimo and the Church Road Transfer Station is located on Church Road near Parksville.

In addition to receiving garbage from commercial customers and the general public, both facilities provide areas for collection of Recyclable Material (including garden waste, clean wood waste, and scrap metal), Construction/Demolition Waste, and disposal of Controlled Waste. For more information visit www.rdn.bc.ca or call the Regional Landfill at (250) 722-2044 and the Church Road Transfer Station at (250) 248-5254. →

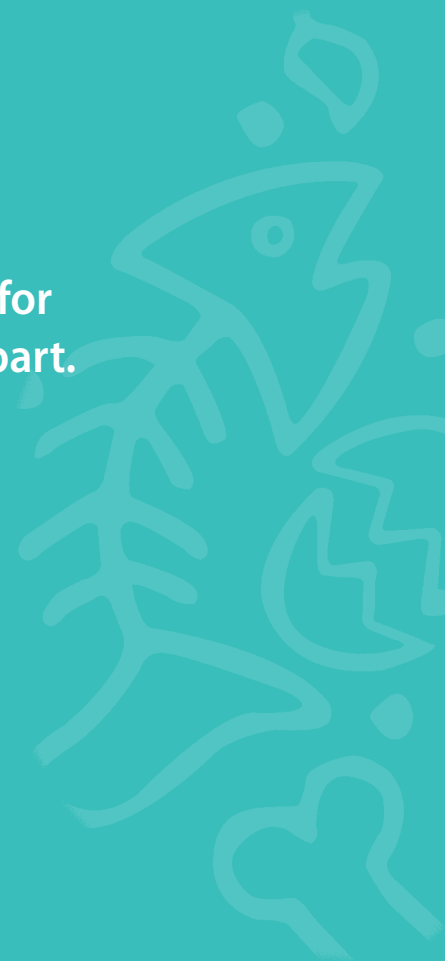
Product Stewardship / Extended Producer Responsibility Programs

Product Stewardship initiatives make producers and consumers responsible for recycling and disposal of products. Products covered under Product Stewardship Programs include household batteries, beverage containers, cell phones, computer equipment, TVs, stereo systems, fluorescent lights, tires, paints, solvents, pesticides, motor oil, and prescription medications. For more information on Product Stewardship programs visit www.env.gov.bc.ca/epd/ or call the RCBC Recycling Hotline.

**Thank you for
doing your part.**

back to
the Earth

www.BeyondComposting.ca



www.beyondcomposting.ca



Beyond Composting



Regional District of Nanaimo, Solid Waste Services
6300 Hammond Bay Rd., Nanaimo, BC V9T 6N2
Ph. (250) 390-6560 1-877-607-4111 (Toll-free)